


KEILKRAFT




17' Outboard Runabout

E KEIL & CO. LTD., WICKFORD ESSEX.

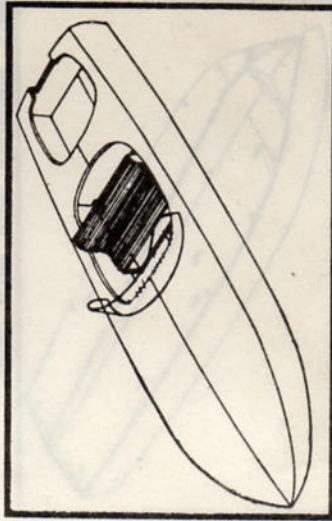
THE IDEAL MOTOR FOR YOUR CRESTA



THE
SPRITE
FROM YOUR LOCAL MODEL SHOP



10. Assemble the seat as shown using the $\frac{1}{16}'' \times \frac{3}{32}''$ provided for the slatting.



11. Sandpaper the entire model and apply several coats of sanding sealer, sandpapering between each coat until a satisfactory finish is obtained, then colour dope the model as desired - see front of this leaflet. Cement the windshield in place. The seat is not stuck in position, otherwise the battery can not be installed or removed.

FINAL DETAILS.

A 4.5 volt flat battery is slid into the battery compartment and leads are taken from it to the Elmic SPRITE electric outboard motor mounted on the transom. The motor can be pivotted to provide any required degree of turn. Care in building and finishing this model will be well repayed.